

RIDING RAILWAYS NEWSLETTER



Grand Scales
Quarterly

MARCH 2010

Hello again! It's official - Spring is here! And the local railroads are abuzz with excitement as they dust off equipment, grease all the parts, and prepare for running! Clubs all around the country are gearing up for spring and summer meets. What about you? What will you be doing this spring and summer?

In June we are planning to attend **Early Day Gas Engine & Tractor Association 50th Anniversary** expo to be held at the **Pacific Coast Railroad Co.** in Santa Margarita, California. (See <http://www.edgeta2010national.com/> and ad in this issue.) All sorts of equipment will be in steam besides the trains, and it promises to be a fun event.

We'll also be visiting as many club railways as time and circumstance permit. But don't wait for us. We want to hear about your railroads. And so do the readers of the **7+RAILROADER** and the **Grand Scales Quarterly**. So please, if you have photos or stories to share, send them over.

Speaking of the 7+, the latest issue (Vol 13#3) is up and ready to download. If you're a paid subscriber, mosey on over to <http://www.7plusrailroader.com/> and download it. In this issue you will find out how the **2009 Train Mountain Triennial** was a great success despite the tragic loss of its founder and the disastrous economic crisis. Read about the successful creation of the **Yuma Territory Live Steamers** club in Arizona. **Connie Miracle**, owner of Miracle Railroad Products, explains how her company began and shows how to use her products to enhance the looks of your railway equipment. **Colin Fleetney** returns with another poignant reminiscence. His flowing prose paints the portrait of a youngster in the late 1940's. He makes a very successful run with a coal fired steamer on a cold day in January. We also have the anticipation of a success story as we learn about the proposed Utica Chenango and Susquehanna Valley narrow gauge railroad in upstate New York. Plus hobby news, mail and more!

Since we've gone high tech, we decided to just go crazy with this "new media" stuff. If you do the Facebook thing or if you "tweet" with the Twitter thing, then look us up. We would love to have you on our friends list. Here are the links.




Greg Robinson
7+RAILROADER
GRAND SCALES QUARTERLY



7+RAILROADER
GRAND SCALES QUARTERLY

Greg and I are working feverishly on the next issue of the **Grand Scales Quarterly** as well. If you have any news items or ads that you wish to include in this issue, please contact us right away. In the mean time, we hope you enjoy this issue of the Riding Railways Newsletter.

Warm Regards,

AUSTRALIAN LIVE STEAM - THE DVD

AVAILABLE SOON FROM ROBINSON & ASSOCIATES

From the cover: "Australia's relationship with the steam engine has a long and rich history, spanning nearly two hundred years. From the sugar cane fields in Bundarberg to the majestic ocean-going South Steyne, steam played a vital role in building the nation. Finally, here is a deserving tribute to Australian steam, extensively researched and filmed, and told by the people who share the passion of keeping our history alive."

The presentation is in two parts on two DVD discs and covers:

Disc One: Beam & Stationary; Steam Cars; Steam Ships; Paddle Wheelers; **Model locomotives;** Sugard Mill; **3801 Locomotive;** **Trams;** Fire Fighting

Disc Two: Traction Engines; Scale models; Farm machinery; Merry-go-round; Earth moving; Model boats; Wooden launches; Mining; Eveliegh Steam Workshop and Electric power.

Yes, there is a lot of non-railroad footage here but this is truly a labor of love from the producer, Dick Collingridge. Our whole family found it to be very informative and entertaining.

NEW BOOK THE LOCOMOTIVES OF SEVERN-LAMB

The **Miniature Railway World's** review states: "This excellent new book has just been printed by the **Narrow Gauge Railway Society**, and written by well known miniature railway personality **Dave Holroyde** and **Lawson Little** - about a fascinating company who have built and continue to build, a huge array of miniature railway locomotives, both steam and diesel.

Severn Lamb Ltd dates back to 1949, and has always been a family business, building mainly commercial diesel locomotives, but also steam locomotives and miniature boats. Although now mainly building narrow gauge locomotives, this book catalogues the all important miniature railway locomotives that got the company where it is today.

It is good to see that this collection has finally been recorded, and the loco details and the interesting photos that come with it make it a book worth buying." We couldn't agree more. While Severn-Lamb is a highly respected British company, their locomotives are famous world-wide. This will make a fine addition to your railway library.



These DVDs and books will be available just as soon as we receive our shipment from Australia and England. Please check our web site or future issues for more information. 

WREN LOCO SMOKE SYSTEM

A First – I Hope !

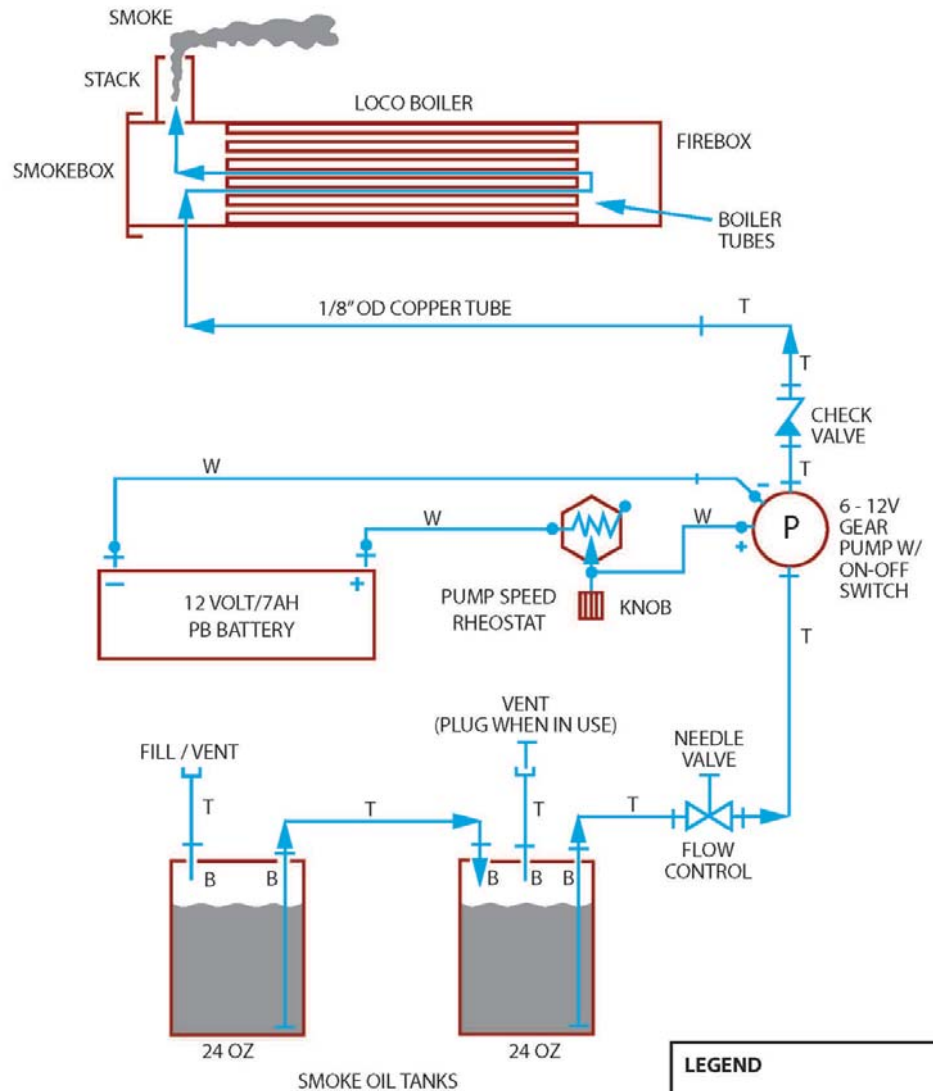
By TONY WINDSOR

I have a 3 3/4" scale, 7 1/2" gauge, Kerr Stuart Wren class British narrow gauge tank engine, No. 4328. My loco was built in 2007 and I brought it in 2008. (See January, 2010 issue of the *Riding Railways Newsletter*.) Since it is propane fired, there is no beautiful smoke emanating from the stack like coal burning live steam locomotives when underway... So I decided to rectify the problem by installing a smoke system similar to full size and radio control model aircraft.


They use this stuff called aviation smoke oil which is available in one gallon, five gallon, and 55 gallon drums. This stuff is basically baby or mineral oil, an aliphatic hydrocarbon of crude oil with proprietary chemicals in it. It vaporizes in a nice (clean) thick white smoke. Price is roughly \$23 a gallon but much cheaper by the 55 gallon drum.

The flash point is 240 deg. F. 80 psi steam is 323 degrees F. I used 1/8" OD soft

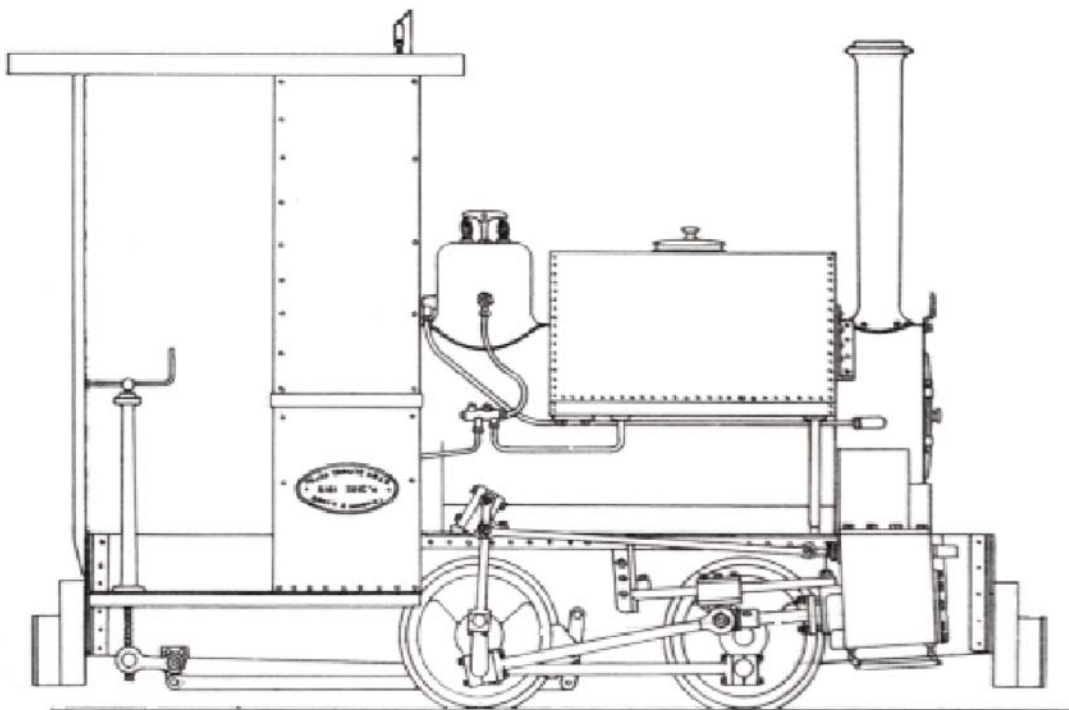
LOCOMOTIVE SMOKE SYSTEM
PIPING AND WIRING DIAGRAM



LEGEND
 B - BRASS TUBING
 T - TYGON TUBING
 W - 22 GAUGE COPPER WIRE



bendable copper tubing and started from the smoke box through one of the upper boiler tubes to the firebox, did a 180 degree bend and through another boiler tube back to the smokebox. I drilled a .128 hole through the smoke box wall and ran the tubing from outside the boiler rearward to the loco cab area. Inside the smoke box, next to the cylinder exhaust pipes, I ran the end of the tubing about 3" above the pipes and centered the tubing in the smokestack, and secured it in place with copper tie wires.



The run to the cab is about 27" long, and results in the tubing being cool or ambient temperature. At the cab area I used Tygon tubing to connect to a check valve to prevent backflow, thence to the geared smoker pump. From the pump suction side I installed a needle valve to control the flow rate, then ran the Tygon tubing to the smoke oil tanks, which holds about 48 ounces of smoke oil. I mounted the pump on top of a 12 volt, 7 AH wet cell PB battery with double-faced foam tape and attached the assembly to the loco cab floor also with double-faced foam tape. I installed a 25-Ohm rheostat, 3 Watt wire wound variable resistor to control the RPM of the smoker pump from 30 oz. minute to 0.2 oz. minute.

Tony Windsor, kwindsor001@tampabay.rr.com



Bill of Materials for Smoke Design

1 – S754 Sullivan smoke fluid gear pump, 6 – 12 Volt	\$ 18
1 – VP-RNV01 Perry remote needle valve assembly	\$ 20
1 – VP-2CV Perry check valve	\$ 8
2 – S444 Sullivan fuel tank, 24 ounce	\$ 14
1 – 799 Dubro 3/32" ID Tygon tubing, 3'	\$ 5
2 – 800 Dubro 1/8" ID Tygon tubing, 3'	\$ 10
2 – MDWP1000 gallon aviation super dry smoke oil	\$ 48
1 – HCAP0800 Hobbico 12 Volt, 7 AH gel cell battery	\$ 20
1 – GPMQ4171 Great Planes fuel line clamps, 3/32" tube	\$ 1
1 – GPMQ4172 Great Planes fuel line clamps, 1/8" tube	\$ 1
1 – 617 Dubro fuel line plugs, small & large	\$ 1
1 – 911 Dubro hand fuel pump for refilling tanks	\$ 22
	\$168

Miscellaneous Items

1 – 678 Dubro fuel line clips, 1/8" tube	\$ 2
1 – 677 Dubro fuel line clips, 3/32" tube	\$ 2
1 – FLD-PMP TME smoke fluid gear pump, 6 – 12 volt www.towerhobbies.com	\$ 25
8' + / - – 1/8" OD soft copper tubing (\$ 2.40 / foot) = www.plumbingsupply.com	\$ 20
1 – 271-265 rheostat www.radioshack.com	\$ 5

"Best of the West"

The Early Day Gas Engine & Tractor Assn.
50th Anniversary National Show & Meeting
hosted by branch 27, 8 & 3
June 24-27, 2010

Hosted by:

Historic Santa Margarita Ranch.

9000 Yerba Buena Ave

Santa Margarita, CA. 93453

Hwy 101 from the north or south exit Santa Margarita (hwy 58)
go east bound towards town, there will be signs.

8:00 am to 5:00 pm Thur. Fri. Sat.

8:00 am to 1:00 pm Sunday



Special Guest:

Antique Caterpillar Machinery
Owners Club hosting their
2010 Western Regional Show



Join us for one of the biggest shows to hit the West "Coastal" Area. Load up those Engines, Tractors, Miniature models, small train and track displays, Steam, (must be certified) or anything farm related, and be part of the story telling about your own piece of "Old-Iron" to all the other folks that will be attending this show.

FOR FURTHER INFORMATION :

Our web site: www.edgeta2010national.com Email: info@edgeta2010national.com

Ben Ostini 805-423-4865 JBO.Aermotor@bigvalley.net Branch 27 President

Nancy 559-240-0148 ms.johndeereonsafari@netzero.net Branch 209, 27 & 8

Thinking About a Southern Exposure?

Home available in Central Texas for someone desiring to move into a property complete with backyard live steam railroad. Early Texas retreat house with separate building containing office and machine shop. The home is located on approximately 3/4 acre with beautiful trees in the small, quaint village of Salado, Texas. \$210,000.



Early Texas Victorian Retreat house: 2 bedroom, 2 bath, living room with fireplace. Kitchen/dining room and loft over kitchen. Central air and heat. Approximately 1200 sq. feet.



Early Texas dog run building containing machine shop with two lathes, milling machine, drill press with office on other side, total about 600 sq. feet. Central air and heat plus old-fashioned pot-bellied stove in shop. Live Steam railroad of about 800 feet, 3 rail 4-3/4" and 7-1/2" gauges.



RANEY
& ASSOCIATES

www.raneyrealestate.net

Anna Lou Raney, Broker

AnnaLou@raneyrealestate.net

(254) 913-1215

